

District Type:

- School District
- Joint Agreement

ILLINOIS STATE BOARD OF EDUCATION
School Business Services Division

SCHOOL DISTRICT/JOINT AGREEMENT BUDGET FORM *
July 1, 2022 - June 30, 2023

Accounting Basis:

Cash

Balanced budget; no Deficit Reduction Plan is required.

Date of Amended Budget: 06/15/23
(MM/DD/YY)

District Name: Dallas ESD 327

District RCDT No: 26-034-3270-04

If your FY2022 AFR states that you need to do a deficit reduction plan and your FY2023 budget is balanced, please state the measures you took to have your budget become balanced. (Bckgrnd-Assumpt 25-26)

Budget of Dallas ESD 327, County of Hancock/Henderson,
State of Illinois, for the Fiscal Year beginning July 1, 2022 and ending June 30, 2023.

WHEREAS the Board of Education of Dallas ESD 327,
County of Hancock/Henderson, State of Illinois, caused to be prepared in tentative form a budget, and the Secretary of this Board has made the same conveniently available to public inspection for at least thirty days prior to final action thereon;

AND WHEREAS a public hearing was held as to such budget on the 18 day of May, 2023,
notice of said hearing was given at least thirty days prior thereto as required by law, and all other legal requirements have been complied with;





NOW, THEREFORE, Be it resolved by the Board of Education of said district as follows:

Section 1: That the fiscal year of this school district be and the same hereby is fixed and declared to be
beginning July 1, 2022 and ending June 30, 2023.

Section 2: That the following budget containing an estimate of amounts available in each Fund, separately, and expenditures from each be
and the same is hereby adopted as the budget of this school district for said fiscal year.

ADOPTION OF BUDGET

The budget shall be approved and signed below by members of the School Board. Adopted this 15th day of June, 2023
by a roll call vote of _____ Yeas, and _____ Nays, to wit:

** MEMBERS VOTING YEA:	** MEMBERS VOTING NAY:
	
	
	
	

* Based on the 23 Illinois Administrative Code-Part 100 and inconformity with Section 17-1 of the School Code.
 ** Type in the members who voted "YEA" nor "NAY". Actual school board member signatures are not required for electronic submission.
 (1) A certified copy of this document must be filed with the county clerk within 30 days of adoption as required by Section 18-50 of the Property Tax Code (35 ILCS 200/18-50).
 (2) Districts are required to submit the adopted/amended budget electronically to ISBE within 30 days of adoption or by October 30, whichever comes first. Budgets are submitted to School Finance Report (SFR): <https://sec1.isbe.net/attachmgr/default.aspx>
 Please type the member signatures before submitting to ISBE. We do not accept PDF copies.

	A	B	C	D	E	F	G	H	I	J	K	L
1	<i>Begin entering data on EstRev 6-11 and EstExp 12-20 tabs.</i>		(10)	(20)	(30)	(40)	(50)	(60)	(70)	(80)	(90)	
2	Description: Enter Whole Numbers Only	Acct #	Educational	Operations & Maintenance	Debt Service	Transportation	Municipal Retirement/ Social Security	Capital Projects	Working Cash	Tort	Fire Prevention & Safety	
47	OTHER USES OF FUNDS (8000)											
49	TRANSFER TO VARIOUS OTHER FUNDS (8100)											
50	Abolishment or Abatement of the Working Cash Fund ¹⁶	8110							0			
51	Transfer of Working Cash Fund Interest	8120							0			
52	Transfer Among Funds	8130										
53	Transfer of Interest ⁶	8140										
54	Transfer from Capital Projects Fund to O&M Fund	8150										
55	Transfer of Excess Fire Prev & Safety Tax & Interest ³ Proceeds to O&M Fund	8160										
56	Transfer of Excess Accumulated Fire Prev & Safety Bond ^{3a} and Int Proceeds to Debt Service Fund	8170										
57	Taxes Pledged to Pay Principal on GASB 87 Leases	8410										
58	Grants/Reimbursements Pledged to Pay Principal on GASB 87 Leases	8420										
59	Other Revenues Pledged to Pay Principal on GASB 87 Leases	8430										
60	Fund Balance Transfers Pledged to Pay Principal on GASB 87 Leases	8440										
61	Taxes Pledged to Pay Interest on GASB 87 Leases	8510										
62	Grants/Reimbursements Pledged to Pay Interest on GASB 87 Leases	8520										
63	Other Revenues Pledged to Pay Interest on GASB 87 Leases	8530										
64	Fund Balance Transfers Pledged to Pay Interest on GASB 87 Leases	8540										
65	Taxes Pledged to Pay Principal on Revenue Bonds	8610										
66	Grants/Reimbursements Pledged to Pay Principal on Revenue Bonds	8620										
67	Other Revenues Pledged to Pay Principal on Revenue Bonds	8630										
68	Fund Balance Transfers Pledged to Pay Principal on Revenue Bonds	8640										
69	Taxes Pledged to Pay Interest on Revenue Bonds	8710										
70	Grants/Reimbursements Pledged to Pay Interest on Revenue Bonds	8720										
71	Other Revenues Pledged to Pay Interest on Revenue Bonds	8730										
72	Fund Balance Transfers Pledged to Pay Interest on Revenue Bonds	8740										
73	Taxes Transferred to Pay for Capital Projects	8810										
74	Grants/Reimbursements Pledged to Pay for Capital Projects	8820										
75	Other Revenues Pledged to Pay for Capital Projects	8830										
76	Fund Balance Transfers Pledged to Pay for Capital Projects	8840										
77	Transfer to Debt Service Fund to Pay Principal on ISBE Loans	8910										
78	Other Uses Not Classified Elsewhere	8990										
79	Total Other Uses of Funds ⁹		0	0	0	0	0	0	0	0	0	0
80	Total Other Sources/Uses of Fund		0	0	0	0	0	0	0	0	0	0
81	ESTIMATED ENDING FUND BALANCE (without Student Activity Funds) as of June 30, 2023		657,911	190,165	4,298	51,731	76,254	514	375,361	76,085	82,927	
82												
83	Student Activity (Fund 11) ESTIMATED BEGINNING FUND BALANCE as of July 1, 2022		35,864									
84	RECEIPTS/REVENUES (For Student Activity Funds)											
85	Total Student Activity Direct Receipts/Revenues (Local Sources)	1799	0									
86	DISBURSEMENTS/EXPENDITURES (For Student Activity Funds)											
87	Total Student Activity Direct Disbursements/Expenditures	1999	0									
88	Excess of Direct Receipts/Revenues Over (Under) Direct Disbursements/Expenditures		0									
89	Student Activity ESTIMATED ENDING FUND BALANCE as of June 30, 2023		35,864									
90												

	A	B	C	D	E	F	G	H	I	J	K	L
1	<i>Begin entering data on EstRev 6-11 and EstExp 12-20 tabs.</i>		(10)	(20)	(30)	(40)	(50)	(60)	(70)	(80)	(90)	
2	Description: Enter Whole Numbers Only	Acct #	Educational	Operations & Maintenance	Debt Service	Transportation	Municipal Retirement/ Social Security	Capital Projects	Working Cash	Tort	Fire Prevention & Safety	
91	Total ESTIMATED BEGINNING FUND BALANCE (All Sources Including Student Activity Funds) as of July 1, 2022		611,584	206,885	8,076	50,328	113,083	513	362,861	106,139	76,102	
92	RECEIPTS/REVENUES (All Sources with Student Activity Funds)											
93	LOCAL SOURCES	1000	714,144	223,367	40,165	50,095	40,225	1	12,500	194,050	12,075	
94	FLOW-THROUGH RECEIPTS/REVENUES FROM ONE DISTRICT TO ANOTHER DISTRICT	2000	0	0		0	0					
95	STATE SOURCES	3000	978,124	30,000	0	150,231	0	0	0	0	0	
96	FEDERAL SOURCES	4000	581,307	461,100	0	0	0	0	0	0	0	
97	Total Direct Receipts/Revenues ⁸		2,273,575	714,467	40,165	200,326	40,225	1	12,500	194,050	12,075	
98	Receipts/Revenues for "On Behalf" Payments ²	3998	0	0	0	0	0	0		0	0	
99	Total Receipts/Revenues		2,273,575	714,467	40,165	200,326	40,225	1	12,500	194,050	12,075	
100	DISBURSEMENTS/EXPENDITURES (All Sources with Student Activity Funds)											
101	INSTRUCTION	1000	1,244,144				25,699				87,816	
102	SUPPORT SERVICES	2000	814,486	731,187		135,788	51,230	0		136,288	5,250	
103	COMMUNITY SERVICES	3000	13,568	0		0	125			0		
104	PAYMENTS TO OTHER DISTRICTS & GOVT UNITS	4000	119,186	0	20	0	0	0		0	0	
105	DEBT SERVICES	5000	0	0	43,923	63,135	0			0	0	
106	PROVISION FOR CONTINGENCIES	6000	0	0	0	0	0	0		0	0	
107	Total Direct Disbursements/Expenditures ⁹		2,191,384	731,187	43,943	198,923	77,054	0		224,104	5,250	
108	Disbursements/Expenditures for "On Behalf" Payments ²	4180	0	0	0	0	0	0		0	0	
109	Total Disbursements/Expenditures		2,191,384	731,187	43,943	198,923	77,054	0		224,104	5,250	
110	Excess of Direct Receipts/Revenues Over (Under) Direct Disbursements/Expenditures		82,191	(16,720)	(3,778)	1,403	(36,829)	1	12,500	(30,054)	6,825	
111	OTHER SOURCES/USES OF FUNDS											
112	OTHER SOURCES OF FUNDS (7000)											
113	Total Other Sources of Funds ⁸		0	0	0	0	0	0	0	0	0	
114	OTHER USES OF FUNDS (8000)											
116	Total Other Uses of Funds ⁹		0	0	0	0	0	0	0	0	0	
117	Total Other Sources/Uses of Fund		0	0	0	0	0	0	0	0	0	
118	ESTIMATED ENDING FUND BALANCE (All Sources with Student Activity Funds) as of June 30, 2023		693,775	190,165	4,298	51,731	76,254	514	375,361	76,085	82,927	
119												
120	SUMMARY OF EXPENDITURES Without Student Activity Funds (by Major Object)											
121	Description	Acct #	(10) Educational	(20) Operations & Maintenance	(30) Debt Service	(40) Transportation	(50) Municipal Retirement/ Social Security	(60) Capital Projects	(70) Working Cash	(80) Tort	(90) Fire Prevention & Safety	Total By Object
122	Object Name											
124	Salaries	100	1,130,619	81,750		91,100		0		169,559	0	1,473,028
125	Employee Benefits	200	406,441	25,000		15,150	77,054	0		0	0	523,645
126	Purchased Services	300	377,089	75,600	0	8,038		0		54,545	5,250	520,522
127	Supplies & Materials	400	253,787	50,500		21,500		0		0	0	325,787
128	Capital Outlay	500	45	498,337		0		0		0	0	498,382
129	Other Objects	600	23,402	0	43,943	63,135	0	0		0	0	130,480
130	Non-Capitalized Equipment	700	0	0		0		0		0	0	0
131	Termination Benefits	800	0	0		0		0		0	0	0
132	Total Expenditures		2,191,384	731,187	43,943	198,923	77,054	0		224,104	5,250	3,471,845

SUMMARY OF CASH TRANSACTIONS

	A	B	C	D	E	F	G	H	I	J	K	
1			(10)	(20)	(30)	(40)	(50)	(60)	(70)	(80)	(90)	
2	Description: Enter Whole Numbers Only	Acct #	Educational	Operations & Maintenance	Debt Service	Transportation	Municipal Retirement/ Social Security	Capital Projects	Working Cash	Tort	Fire Prevention & Safety	
3	BEGINNING CASH BALANCE ON HAND (without Student Activity Funds) ⁷ as of July 1, 2022		575,720	206,885	8,076	50,328	113,083	513	362,861	106,139	76,102	
4	Total Direct Receipts & Other Sources ⁸		2,273,575	714,467	40,165	200,326	40,225	1	12,500	194,050	12,075	
5	OTHER RECEIPTS											
6	Interfund Loans Payable (Loans from Other Funds)	411										
7	Interfund Loans Receivable (Repayment of Loans)	141										
8	Notes and Warrants Payable	433										
9	Other Current Assets	199										
10	Total Other Receipts		0	0	0	0	0	0	0	0	0	
11	Total Direct Receipts, Other Sources, & Other Receipts		2,273,575	714,467	40,165	200,326	40,225	1	12,500	194,050	12,075	
12	Total Amount Available		2,849,295	921,352	48,241	250,654	153,308	514	375,361	300,189	88,177	
13	Total Direct Disbursements & Other Uses ⁹		2,191,384	731,187	43,943	198,923	77,054	0	0	224,104	5,250	
14	OTHER DISBURSEMENTS											
15	Interfund Loans Receivable (Loans to Other Funds) ¹⁰	141										
16	Interfund Loans Payable (Repayment of Loans)	411										
17	Notes and Warrants Payable	433										
18	Other Current Liabilities	499										
19	Total Other Disbursements		0	0	0	0	0	0	0	0	0	
20	Total Direct Disbursements, Other Uses, & Other Disbursements		2,191,384	731,187	43,943	198,923	77,054	0	0	224,104	5,250	
21	ENDING CASH BALANCE ON HAND (without Student Activity Funds) ⁷ as of June 30, 2023		657,911	190,165	4,298	51,731	76,254	514	375,361	76,085	82,927	
22												
23	Activity Funds BEGINNING CASH BALANCE ON HAND ⁷ as of July 1, 2022		35,864									
24	Total Direct Receipts & Other Sources ⁸		0									
25	Total Amount Available		35,864									
26	Total Direct Disbursements & Other Uses ⁹		0									
27	Activity funds ENDING CASH BALANCE ON HAND ⁷ as of June 30, 2023		35,864									
28												
29	Total BEGINNING CASH BALANCE ON HAND (with Student Activity Funds) ⁷ as of July 1, 2022		611,584	206,885	8,076	50,328	113,083	513	362,861	106,139	76,102	
30	Total Direct Receipts & Other Sources ⁸		2,273,575	714,467	40,165	200,326	40,225	1	12,500	194,050	12,075	
31	Total Other Receipts		0	0	0	0	0	0	0	0	0	
32	Total Direct Receipts, Other Sources, & Other Receipts		2,273,575	714,467	40,165	200,326	40,225	1	12,500	194,050	12,075	
33	Total Amount Available		2,885,159	921,352	48,241	250,654	153,308	514	375,361	300,189	88,177	
34	Total Direct Disbursements & Other Uses ⁹		2,191,384	731,187	43,943	198,923	77,054	0	0	224,104	5,250	
35	Total Other Disbursements		0	0	0	0	0	0	0	0	0	
36	Total Direct Disbursements, Other Uses, & Other Disbursements		2,191,384	731,187	43,943	198,923	77,054	0	0	224,104	5,250	
37	Total ENDING CASH BALANCE ON HAND (with Student Activity Funds) ⁷ as of June 30, 2023		693,775	190,165	4,298	51,731	76,254	514	375,361	76,085	82,927	

	B	C	D	E	F	G	H	I	J	K	L
1			(10)	(20)	(30)	(40)	(50)	(60)	(70)	(80)	(90)
2	Description: Enter Whole Numbers Only	Acct #	Educational	Operations & Maintenance	Debt Service	Transportation	Municipal Retirement/ Social Security	Capital Projects	Working Cash	Tort	Fire Prevention & Safety
3	RECEIPTS/REVENUES FROM LOCAL SOURCES (1000)										
4	AD VALOREM TAXES LEVIED BY LOCAL EDUCATION AGENCY	1100									
5	Designated Purposes Levies ^{11 (1110-1120)}	-	505,000	122,767	40,000	50,000	20,000	0	12,000	190,500	12,000
6	Leasing Purposes Levy ¹²	1130	13,000	0							
7	Special Education Purposes Levy	1140	10,000	0		0	0	0			
8	FICA and Medicare Only Levies	1150					20,000				
9	Area Vocational Construction Purposes Levy	1160		0	0			0			
10	Summer School Purposes Levy	1170	0								
11	Other Tax Levies (Describe & Itemize)	1190	0	0	0	0	0	0	0	0	0
12	Total Ad Valorem Taxes Levied by District		528,000	122,767	40,000	50,000	40,000	0	12,000	190,500	12,000
13	PAYMENTS IN LIEU OF TAXES	1200									
14	Mobile Home Privilege Tax	1210	2,800	300	130	0	0	0	0	0	0
15	Payments from Local Housing Authority	1220	0	0	0	0	0	0	0	0	0
16	Corporate Personal Property Replacement Taxes ¹³	1230	146,944	100,000	0	0	0	0	0	0	0
17	Other Payments in Lieu of Taxes (Describe & Itemize)	1290	0	0	0	0	0	0	0	0	0
18	Total Payments in Lieu of Taxes		149,744	100,300	130	0	0	0	0	0	0
19	TUITION	1300									
20	Regular Tuition from Pupils or Parents (In State)	1311	0								
21	Regular Tuition from Other Districts (In State)	1312	0								
22	Regular Tuition from Other Sources (In State)	1313	0								
23	Regular Tuition from Other Sources (Out of State)	1314	0								
24	Summer School Tuition from Pupils or Parents (In State)	1321	0								
25	Summer School Tuition from Other Districts (In State)	1322	0								
26	Summer School Tuition from Other Sources (In State)	1323	0								
27	Summer School Tuition from Other Sources (Out of State)	1324	0								
28	CTE Tuition from Pupils or Parents (In State)	1331	0								
29	CTE Tuition from Other Districts (In State)	1332	0								
30	CTE Tuition from Other Sources (In State)	1333	0								
31	CTE Tuition from Other Sources (Out of State)	1334	0								
32	Special Education Tuition from Pupils or Parents (In State)	1341	0								
33	Special Education Tuition from Other Districts (In State)	1342	0								
34	Special Education Tuition from Other Sources (In State)	1343	0								
35	Special Education Tuition from Other Sources (Out of State)	1344	0								
36	Adult Tuition from Pupils or Parents (In State)	1351	0								
37	Adult Tuition from Other Districts (In State)	1352	0								
38	Adult Tuition from Other Sources (In State)	1353	0								
39	Adult Tuition from Other Sources (Out of State)	1354	0								
40	Total Tuition		0								
41	TRANSPORTATION FEES	1400									
42	Regular Transportation Fees from Pupils or Parents (In State)	1411				0					
43	Regular Transportation Fees from Other Districts (In State)	1412				0					
44	Regular Transportation Fees from Other Sources (In State)	1413				0					
45	Regular Transportation Fees from Co-curricular Activities (In State)	1415				0					
46	Regular Transportation Fees from Other Sources (Out of State)	1416				0					
47	Summer School Transportation Fees from Pupils or Parents (In State)	1421				0					
48	Summer School Transportation Fees from Other Districts (In State)	1422				0					
49	Summer School Transportation Fees from Other Sources (In State)	1423				0					
50	Summer School Transportation Fees from Other Sources (Out of State)	1424				0					
51	CTE Transportation Fees from Pupils or Parents (In State)	1431				0					
52	CTE Transportation Fees from Other Districts (In State)	1432				0					
53	CTE Transportation Fees from Other Sources (In State)	1433				0					
54	CTE Transportation Fees from Other Sources (Out of State)	1434				0					

	B	C	D	E	F	G	H	I	J	K	L
1			(10)	(20)	(30)	(40)	(50)	(60)	(70)	(80)	(90)
2	Description: Enter Whole Numbers Only	Acct #	Educational	Operations & Maintenance	Debt Service	Transportation	Municipal Retirement/ Social Security	Capital Projects	Working Cash	Tort	Fire Prevention & Safety
55	Special Education Transportation Fees from Pupils or Parents (In State)	1441				0					
56	Special Education Transportation Fees from Other Districts (In State)	1442				0					
57	Special Education Transportation Fees from Other Sources (In State)	1443				0					
58	Special Education Transportation Fees from Other Sources (Out of State)	1444				0					
59	Adult Transportation Fees from Pupils or Parents (In State)	1451				0					
60	Adult Transportation Fees from Other Districts (In State)	1452				0					
61	Adult Transportation Fees from Other Sources (In State)	1453				0					
62	Adult Transportation Fees from Other Sources (Out of State)	1454				0					
63	Total Transportation Fees					0					
64	EARNINGS ON INVESTMENTS	1500									
65	Interest on Investments	1510	950	300	35	95	225	1	500	350	75
66	Gain or Loss on Sale of Investments	1520	0	0	0	0	0	0	0	0	0
67	Total Earnings on Investments		950	300	35	95	225	1	500	350	75
68	FOOD SERVICE	1600									
69	Sales to Pupils - Lunch	1611	0								
70	Sales to Pupils - Breakfast	1612	200								
71	Sales to Pupils - A la Carte	1613	0								
72	Sales to Pupils - Other (Describe & Itemize)	1614	0								
73	Sales to Adults	1620	750								
74	Other Food Service (Describe & Itemize)	1690	0								
75	Total Food Service		950								
76	DISTRICT/SCHOOL ACTIVITY INCOME	1700									
77	Admissions - Athletic	1711	3,000	0							
78	Admissions - Other	1719	0	0							
79	Fees	1720	0	0							
80	Book Store Sales	1730	0	0							
81	Other District/School Activity Revenue (Describe & Itemize)	1790	0	0							
82	Student Activity Fund Revenues	1799	0								
83	Total District/School Activity Income (without Student Activity Funds 1799)		3,000	0							
84	Total District/School Activity Income (with Student Activity Funds 1799)		3,000								
85	TEXTBOOK INCOME	1800									
86	Textbook Rentals - Regular Textbooks	1811	2,500								
87	Textbook Rentals - Summer School Textbooks	1812	0								
88	Textbook Rentals - Adult/Continuing Education Textbooks	1813	0								
89	Textbook Rentals - Other (Describe & Itemize)	1819	0								
90	Textbook Sales - Regular Textbooks	1821	0								
91	Textbook Sales - Summer School	1822	0								
92	Textbook Sales - Adult/Continuing Education	1823	0								
93	Textbook Sales - Other (Describe & Itemize)	1829	0								
94	Other Textbook Income (Describe & Itemize)	1890	0								
95	Total Textbooks		2,500								

1	B	C	D	E	F	G	H	I	J	K	L
2	Description: Enter Whole Numbers Only	Acct #	(10) Educational	(20) Operations & Maintenance	(30) Debt Service	(40) Transportation	(50) Municipal Retirement/ Social Security	(60) Capital Projects	(70) Working Cash	(80) Tort	(90) Fire Prevention & Safety
96	OTHER REVENUE FROM LOCAL SOURCES	1900									
97	Rentals	1910	0	0							
98	Contributions and Donations from Private Sources	1920	0	0	0	0	0	0	0	0	0
99	Impact Fees from Municipal or County Governments	1930	0	0	0	0	0	0	0	0	0
100	Services Provided Other Districts	1940	0	0							
101	Refund of Prior Years' Expenditures	1950	0	0	0	0	0	0		0	0
102	Payments of Surplus Moneys from TIF Districts	1960	0	0	0	0	0	0	0	0	0
103	Drivers' Education Fees	1970	0								
104	Proceeds from Vendors' Contracts	1980	0	0	0	0	0	0	0	0	0
105	School Facility Occupation Tax Proceeds	1983	0								
106	Payment from Other Districts	1991	29,000	0	0	0	0	0			
107	Sale of Vocational Projects	1992	0								
108	Other Local Fees (Describe & Itemize)	1993	0	0	0	0	0	0		0	0
109	Other Local Revenues (Describe & Itemize)	1999	0	0	0	0	0	0	0	3,200	0
110	Total Other Revenue from Local Sources		29,000	0	0	0	0	0	0	3,200	0
111	Total Receipts/Revenues from Local Sources (without Student Activity Funds 1799)	1000	714,144	223,367	40,165	50,095	40,225	1	12,500	194,050	12,075
112	Total Receipts/Revenues from Local Sources (with Student Activity Funds 1799)		714,144								
113	FLOW-THROUGH RECEIPTS/REVENUES FROM ONE DISTRICT TO ANOTHER DISTRICT (2000)										
114	Flow-Through Revenue from State Sources	2100	0	0		0	0				
115	Flow-Through Revenue from Federal Sources	2200	0	0		0	0				
116	Other Flow-Through Revenue (Describe & Itemize)	2300	0	0		0	0				
117	Total Flow-Through Receipts/Revenues From One District to Another District	2000	0	0		0	0				
118	RECEIPTS/REVENUES FROM STATE SOURCES (3000)										
119	UNRESTRICTED GRANTS-IN-AID (3001-3099)										
120	Evidence Based Funding Formula (Section 18-8.15)	3001	865,000	30,000	0	35,000	0	0		0	0
121	Reorganization Incentives (Accounts 3005-3021)	3005	0	0	0	0	0	0		0	0
122	Fast Growth District Grants	3030	0	0	0	0	0	0		0	0
123	Other Unrestricted Grants-In-Aid From State Sources (Describe & Itemize)	3099	0	0	0	0	0	0		0	0
124	Total Unrestricted Grants-In-Aid		865,000	30,000	0	35,000	0	0		0	0
125	RESTRICTED GRANTS-IN-AID (3100-3900)										
126	SPECIAL EDUCATION										
127	Special Education - Private Facility Tuition	3100	0			0					
128	Special Education - Funding for Children Requiring Sp Ed Services	3105	0			0					
129	Special Education - Personnel	3110	0	0		0					
130	Special Education - Orphanage - Individual	3120	0			0					
131	Special Education - Orphanage - Summer Individual	3130	0			0					
132	Special Education - Summer School	3145	0			0					
133	Special Education - Other (Describe & Itemize)	3199	0	0		0					
134	Total Special Education		0	0		0					
135	CAREER AND TECHNICAL EDUCATION (CTE)										
136	CTE - Technical Education - Tech Prep	3200	0	0			0				
137	CTE - Secondary Program Improvement (CTEI)	3220	0	0			0				
138	CTE - WECEP	3225	0	0			0				
139	CTE - Agriculture Education	3235	0	0			0				
140	CTE - Instructor Practicum	3240	0	0			0				
141	CTE - Student Organizations	3270	0	0			0				
142	CTE - Other (Describe & Itemize)	3299	0	0			0				
143	Total Career and Technical Education		0	0			0				

1	B	C	D	E	F	G	H	I	J	K	L
2	Description: Enter Whole Numbers Only	Acct #	(10) Educational	(20) Operations & Maintenance	(30) Debt Service	(40) Transportation	(50) Municipal Retirement/ Social Security	(60) Capital Projects	(70) Working Cash	(80) Tort	(90) Fire Prevention & Safety
144	BILINGUAL EDUCATION										
145	Bilingual Education - Downstate - TPI and TBE	3305	0				0				
146	Bilingual Education - Downstate - Transitional Bilingual Education	3310	0				0				
147	Total Bilingual Education		0				0				
148	State Free Lunch & Breakfast	3360	2,000								
149	School Breakfast Initiative	3365	0	0			0				
150	Driver Education	3370	0	0							
151	Adult Education (from ICCB)	3410	0	0	0	0	0	0	0	0	0
152	Adult Education - Other (Describe & Itemize)	3499	0	0	0	0	0	0	0	0	0
153	TRANSPORTATION										
154	Transportation - Regular and Vocational	3500	0	0		115,231	0				
155	Transportation - Special Education	3510	0	0		0	0				
156	Transportation - Other (Describe & Itemize)	3599	0	0		0	0				
157	Total Transportation		0	0		115,231	0				
158	Learning Improvement - Change Grants	3610	0								
159	Scientific Literacy	3660	0	0		0	0				
160	Truant Alternative/Optional Education	3695	0			0	0				
161	Early Childhood - Block Grant	3705	105,124	0		0	0				
162	Chicago General Education Block Grant	3766	0	0		0	0				0
163	Chicago Educational Services Block Grant	3767	0	0		0	0				0
164	School Safety & Educational Improvement Block Grant	3775	0	0	0	0	0	0			0
165	Technology - Technology for Success	3780	0	0	0	0	0	0			0
166	State Charter Schools	3815	0			0					
167	Extended Learning Opportunities - Summer Bridges	3825	0			0					
168	Infrastructure Improvements - Planning/Construction	3920		0				0			
169	School Infrastructure - Maintenance Projects	3925		0				0			0
170	Other Restricted Revenue from State Sources (Describe & Itemize)	3999	6,000	0	0	0	0	0	0	0	0
171	Total Restricted Grants-In-Aid		113,124	0	0	115,231	0	0	0	0	0
172	Total Receipts/Revenues from State Sources	3000	978,124	30,000	0	150,231	0	0	0	0	0
173	RECEIPTS/REVENUES FROM FEDERAL SOURCES (4000)										
174	UNRESTRICTED GRANTS-IN-AID RECEIVED DIRECTLY FROM FEDERAL GOVT. (4001-4009)										
175	Federal Impact Aid	4001	0	0	0	0	0	0	0	0	0
176	Other Unrestricted Grants-In-Aid Received from Fed. Govt. (Describe & Itemize)	4009	0	0	0	0	0	0	0	0	0
177	Total Unrestricted Grants-In-Aid Received Directly from Fed Govt		0	0	0	0	0	0	0	0	0
178	RESTRICTED GRANTS-IN-AID RECEIVED DIRECTLY FROM FEDERAL GOVT (4045-4090)										
179	Head Start	4045	0								
180	Construction (Impact Aid)	4050	0	0				0			
181	MAGNET	4060	0	0			0	0			
182	Other Restricted Grants-In-Aid Received from Fed. Govt. (Describe & Itemize)	4090	36,190	0		0	0	0			0
183	Total Restricted Grants-In-Aid Received Directly from Federal Govt.		36,190	0		0	0	0			0
184	RESTRICTED GRANTS-IN-AID RECEIVED FROM FEDERAL GOVT. THRU THE STATE (4100-4999)										
185	TITLE V										
186	Title V - Flexibility and Accountability	4100	0	0		0	0				
187	Title V - SEA Projects	4105	0	0		0	0				
188	Title V - Rural Education Initiative (REI)	4107	0	0		0	0				
189	Title V - Other (Describe & Itemize)	4199	0	0		0	0				
190	Total Title V		0	0		0	0				

1	B	C	D	E	F	G	H	I	J	K	L
2	Description: Enter Whole Numbers Only	Acct #	(10) Educational	(20) Operations & Maintenance	(30) Debt Service	(40) Transportation	(50) Municipal Retirement/ Social Security	(60) Capital Projects	(70) Working Cash	(80) Tort	(90) Fire Prevention & Safety
191	FOOD SERVICE										
192	Breakfast Start-Up Expansion	4200	0				0				
193	National School Lunch Program	4210	71,000				0				
194	Special Milk Program	4215	0				0				
195	School Breakfast Program	4220	35,000				0				
196	Summer Food Service Admin/Program	4225	0				0				
197	Child and Adult Care Food Program	4226	0				0				
198	Fresh Fruit and Vegetables	4240	0								
199	Food Service - Other (Describe & Itemize)	4299	0				0				
200	Total Food Service		106,000				0				
201	TITLE I										
202	Title I - Low Income	4300	128,629	0		0	0				
203	Title I - Low Income - Neglected, Private	4305	115,850	0		0	0				
204	Title I - Migrant Education	4340	0	0		0	0				
205	Title I - Other (Describe & Itemize)	4399	0	0		0	0				
206	Total Title I		244,479	0		0	0				
207	TITLE IV										
208	Title IV - Student Support & Academic Enrichment Grant	4400	0	0		0	0				
209	Title IV - 21st Century	4421	0	0		0	0				
210	Title IV - Other (Describe & Itemize)	4499	0	0		0	0				
211	Total Title IV		0	0		0	0				
212	FEDERAL - SPECIAL EDUCATION										
213	Federal Special Education - Preschool Flow-Through	4600	0	0		0	0				
214	Federal Special Education - Preschool Discretionary	4605	0	0		0	0				
215	Federal Special Education - IDEA Flow Through	4620	42,980	0		0	0				
216	Federal Special Education - IDEA Room & Board	4625	0	0		0	0				
217	Federal Special Education - IDEA Discretionary	4630	0	0		0	0				
218	Federal Special Education - IDEA - Other (Describe & Itemize)	4699	0	0		0	0				
219	Total Federal Special Education		42,980	0		0	0				
220	CTE - PERKINS										
221	CTE - Perkins-Title III E Tech Prep	4770	0	0			0				
222	CTE - Other (Describe & Itemize)	4799	0	0			0				
223	Total CTE - Perkins		0	0			0				
224	Federal - Adult Education	4810	0	0			0				
225	ARRA - General State Aid - Education Stabilization	4850	0	0	0	0	0	0		0	0
226	ARRA - Title I - Low Income	4851	0	0		0	0				
227	ARRA - Title I - Neglected, Private	4852	0	0	0	0	0	0		0	0
228	ARRA - Title I - Delinquent, Private	4853	0	0	0	0	0	0		0	0
229	ARRA - Title I - School Improvement (Part A)	4854	0	0	0	0	0	0		0	0
230	ARRA - Title I - School Improvement (Section 1003g)	4855	0	0	0	0	0	0		0	0
231	ARRA - IDEA - Part B - Preschool	4856	0	0	0	0	0	0		0	0
232	ARRA - IDEA - Part B - Flow-Through	4857	0	0	0	0	0	0		0	0
233	ARRA - Title IID - Technology - Formula	4860	0	0	0	0	0	0		0	0
234	ARRA - Title IID - Technology - Competitive	4861	0	0	0	0	0	0		0	0
235	ARRA - McKinney - Vento Homeless Education	4862	0	0		0	0				
236	ARRA - Child Nutrition Equipment Assistance	4863	0	0							
237	Impact Aid Formula Grants	4864	0	0	0	0	0	0		0	0
238	Impact Aid Competitive Grants	4865	0	0	0	0	0	0		0	0
239	Qualified Zone Academy Bond Tax Credits	4866	0	0	0	0	0	0		0	0
240	Qualified School Construction Bond Credits	4867	0	0	0	0	0	0		0	0
241	Build America Bond Tax Credits	4868	0	0	0	0	0	0		0	0
242	Build America Bond Interest Reimbursement	4869	0	0	0	0	0	0		0	0
243	ARRA - General State Aid - Other Government Services Stabilization	4870	0	0	0	0	0	0		0	0

1	B	C	D	E	F	G	H	I	J	K	L
2	Description: Enter Whole Numbers Only	Acct #	(10) Educational	(20) Operations & Maintenance	(30) Debt Service	(40) Transportation	(50) Municipal Retirement/ Social Security	(60) Capital Projects	(70) Working Cash	(80) Tort	(90) Fire Prevention & Safety
244	Other ARRA Funds - II	4871	0	0	0	0	0	0		0	0
245	Other ARRA Funds - III	4872	0	0	0	0	0	0		0	0
246	Other ARRA Funds - IV	4873	0	0	0	0	0	0		0	0
247	Other ARRA Funds - V	4874	0	0	0	0	0	0		0	0
248	ARRA - Early Childhood	4875	0	0	0	0	0	0		0	0
249	Other ARRA Funds - VII	4876	0	0	0	0	0	0		0	0
250	Other ARRA Funds - VIII	4877	0	0	0	0	0	0		0	0
251	Other ARRA Funds - IX	4878	0	0	0	0	0	0		0	0
252	Other ARRA Funds - X	4879	0	0	0	0	0	0		0	0
253	Other ARRA Funds - Ed Job Fund Program	4880	0	0	0	0	0	0		0	0
254	Total Stimulus Programs		0	0	0	0	0	0		0	0
255	Race to the Top Program	4901	0								
256	Race to the Top - Preschool Expansion Grant	4902	0	0		0	0				
257	Title III - Instruction for English Learners & Immigrant Students	4905	0			0	0				
258	Title III - English Language Acquisition	4909	0			0	0				
259	McKinney Education for Homeless Children	4920	0	0		0	0				
260	Title II - Eisenhower - Professional Development Formula	4930	0	0		0	0				
261	Title II - Teacher Quality	4932	9,986	0		0	0				
262	Federal Charter Schools	4960	0	0		0	0				
263	State Assessment Grants	4981	0	0		0	0				
264	Grant for State Assessments and Related Activities	4982	0	0		0	0				
265	Medicaid Matching Funds - Administrative Outreach	4991	500	0		0	0				
266	Medicaid Matching Funds - Fee-For-Service Program	4992	6,500	0		0	0				
267	Other Restricted Grants Received from Fed. Govt. thru State <i>(Describe & Itemize)</i>	4998	134,672	461,100		0	0	0			0
268	Total Restricted Grants-In-Aid Received from Federal Govt. Thru the State		545,117	461,100	0	0	0	0		0	0
269	TOTAL RECEIPTS/REVENUES FROM FEDERAL SOURCES	4000	581,307	461,100	0	0	0	0	0	0	0
270	TOTAL DIRECT RECEIPTS/REVENUES (without Student Activity Funds 1799)		2,273,575	714,467	40,165	200,326	40,225	1	12,500	194,050	12,075
271	TOTAL DIRECT RECEIPTS/REVENUES (with Student Activity Funds 1799)		2,273,575								

1	B	C	D	E	F	G	H	I	J	K	L
2	Description: Enter Whole Numbers Only	Func#	(100) Salaries	(200) Employee Benefits	(300) Purchased Services	(400) Supplies & Materials	(500) Capital Outlay	(600) Other Objects	(700) Non-Capitalized Equipment	(800) Termination Benefits	(900) Total
3	10 - EDUCATIONAL FUND (ED)										
4	INSTRUCTION (ED)	1000									
5	Regular Programs	1100	505,930	178,563	6,602	105,961	0	100	0	0	797,157
6	Tuition Payment to Charter Schools	1115			0						0
7	Pre-K Programs	1125	34,400	15,079	0	22,500	0	0	0	0	71,979
8	Special Education Programs (Functions 1200 - 1220)	1200	131,363	72,000	0	150	0	0	0	0	203,513
9	Special Education Programs Pre-K	1225	0	0	0	0	0	0	0	0	0
10	Remedial and Supplemental Programs K-12	1250	75,089	36,384	22,000	5,156	0	0	0	0	138,629
11	Remedial and Supplemental Programs Pre-K	1275	0	0	0	0	0	0	0	0	0
12	Adult/Continuing Education Programs	1300	0	0	0	0	0	0	0	0	0
13	CTE Programs	1400	0	0	0	0	0	0	0	0	0
14	Interscholastic Programs	1500	16,956	1,000	6,900	5,610	0	2,400	0	0	32,866
15	Summer School Programs	1600	0	0	0	0	0	0	0	0	0
16	Gifted Programs	1650	0	0	0	0	0	0	0	0	0
17	Driver's Education Programs	1700	0	0	0	0	0	0	0	0	0
18	Bilingual Programs	1800	0	0	0	0	0	0	0	0	0
19	Truant Alternative & Optional Programs	1900	0	0	0	0	0	0	0	0	0
20	Pre-K Programs - Private Tuition	1910						0			0
21	Regular K-12 Programs Private Tuition	1911						0			0
22	Special Education Programs K-12 Private Tuition	1912						0			0
23	Special Education Programs Pre-K Tuition	1913						0			0
24	Remedial/Supplemental Programs K-12 Private Tuition	1914						0			0
25	Remedial/Supplemental Programs Pre-K Private Tuition	1915						0			0
26	Adult/Continuing Education Programs Private Tuition	1916						0			0
27	CTE Programs Private Tuition	1917						0			0
28	Interscholastic Programs Private Tuition	1918						0			0
29	Summer School Programs Private Tuition	1919						0			0
30	Gifted Programs Private Tuition	1920						0			0
31	Bilingual Programs Private Tuition	1921						0			0
32	Truants Alternative/Opt Ed Programs Private Tuition	1922						0			0
33	Student Activity Fund Expenditures	1999						0			0
34	Total Instruction¹⁴ (Without Student Activity Funds 1999)	1000	763,738	303,026	35,502	139,377	0	2,500	0	0	1,244,144
35	Total Instruction¹⁴ (With Student Activity Funds 1999)	1000	763,738	303,026	35,502	139,377	0	2,500	0	0	1,244,144
36	SUPPORT SERVICES (ED)	2000									
37	Support Services - Pupil	2100									
38	Attendance & Social Work Services	2110	0	0	38,000	0	0	0	0	0	38,000
39	Guidance Services	2120	0	0	25,775	0	0	0	0	0	25,775
40	Health Services	2130	0	0	1,800	0	0	0	0	0	1,800
41	Psychological Services	2140	52,000	17,000	125	1,150	0	0	0	0	70,275
42	Speech Pathology & Audiology Services	2150	0	0	36,500	165	0	0	0	0	36,665
43	Other Support Services - Pupils (Describe & Itemize)	2190	0	0	0	0	0	0	0	0	0
44	Total Support Services - Pupil	2100	52,000	17,000	102,200	1,315	0	0	0	0	172,515
45	Support Services - Instructional Staff	2200									
46	Improvement of Instruction Services	2210	9,000	1,810	21,116	0	0	0	0	0	31,926
47	Educational Media Services	2220	2,900	1,200	0	1,500	0	0	0	0	5,600
48	Assessment & Testing	2230	0	0	0	1,115	0	0	0	0	1,115
49	Total Support Services - Instructional Staff	2200	11,900	3,010	21,116	2,615	0	0	0	0	38,641
50	Support Services - General Administration	2300									
51	Board of Education Services	2310	10,500	3,000	35,000	2,550	0	1,607	0	0	52,657
52	Executive Administration Services	2320	100,000	33,710	9,900	1,000	0	300	0	0	144,910
53	Special Area Administration Services	2330	0	0	0	0	0	0	0	0	0
54	Tort Immunity Services	2361, 2365	0	0	0	0	0	0	0	0	0
55	Total Support Services - General Administration	2300	110,500	36,710	44,900	3,550	0	1,907	0	0	197,567

	B	C	D	E	F	G	H	I	J	K	L
1	Description: Enter Whole Numbers Only	Funct #	(100)	(200)	(300)	(400)	(500)	(600)	(700)	(800)	(900)
2			Salaries	Employee Benefits	Purchased Services	Supplies & Materials	Capital Outlay	Other Objects	Non-Capitalized Equipment	Termination Benefits	Total
56	Support Services - School Administration	2400									
57	Office of the Principal Services	2410	80,396	9,750	2,500	3,500	0	1,500	0	0	97,646
58	Other Support Services - School Administration (Describe & Itemize)	2490	0	0	0	0	0	0	0	0	0
59	Total Support Services - School Administration	2400	80,396	9,750	2,500	3,500	0	1,500	0	0	97,646
60	Support Services - Business	2500									
61	Direction of Business Support Services	2510	0	0	0	0	0	0	0	0	0
62	Fiscal Services	2520	45,727	9,785	5,600	1,200	0	0	0	0	62,312
63	Operation & Maintenance of Plant Services	2540	0	0	6,100	1,500	0	0	0	0	7,600
64	Pupil Transportation Services	2550	1,750	0	0	0	0	0	0	0	1,750
65	Food Services	2560	57,500	25,500	4,700	77,930	0	280	0	0	165,910
66	Internal Services	2570	0	0	0	0	0	0	0	0	0
67	Total Support Services - Business	2500	104,977	35,285	16,400	80,630	0	280	0	0	237,572
68	Support Services - Central	2600									
69	Direction of Central Support Services	2610	0	0	0	0	0	0	0	0	0
70	Planning, Research, Development & Evaluation Services	2620	0	0	0	0	0	0	0	0	0
71	Information Services	2630	0	0	0	0	0	0	0	0	0
72	Staff Services	2640	0	0	0	0	0	0	0	0	0
73	Data Processing Services	2660	0	0	500	0	0	0	0	0	500
74	Total Support Services - Central	2600	0	0	500	0	0	0	0	0	500
75	Other Support Services - Misc. (Describe & Itemize)	2900	0	0	52,000	18,000	45	0	0	0	70,045
76	Total Support Services	2000	359,773	101,755	239,616	109,610	45	3,687	0	0	814,486
77	COMMUNITY SERVICES (ED)	3000	7,108	1,660	0	4,800	0	0	0	0	13,568
78	PAYMENTS TO OTHER DIST & GOVT UNITS (ED)	4000									
79	Payments to Other Dist & Govt Units (In-State)	4100									
80	Payments for Regular Programs	4110			65,000			0			65,000
81	Payments for Special Education Programs	4120			36,971			17,215			54,186
82	Payments for Adult/Continuing Education Programs	4130			0			0			0
83	Payments for CTE Programs	4140			0			0			0
84	Payments for Community College Programs	4170			0			0			0
85	Other Payments to In-State Govt Units - Programs (Describe & Itemize)	4190			0			0			0
86	Total Payments to Other Dist & Govt Units (In-State)	4100			101,971			17,215			119,186
87	Payments for Regular Programs - Tuition	4210						0			0
88	Payments for Special Education Programs - Tuition	4220						0			0
89	Payments for Adult/Continuing Education Programs - Tuition	4230						0			0
90	Payments for CTE Programs - Tuition	4240						0			0
91	Payments for Community College Programs - Tuition	4270						0			0
92	Payments for Other Programs - Tuition	4280						0			0
93	Other Payments to In-State Govt Units - Tuition (Describe & Itemize)	4290						0			0
94	Total Payments to Other Dist & Govt Units - Tuition (In State)	4200						0			0
95	Payments for Regular Programs - Transfers	4310						0			0
96	Payments for Special Education Programs - Transfers	4320						0			0
97	Payments for Adult/Continuing Ed Programs - Transfers	4330						0			0
98	Payments for CTE Programs - Transfers	4340						0			0
99	Payments for Community College Program - Transfers	4370						0			0
100	Payments for Other Programs - Transfers	4380						0			0
101	Other Payments to In-State Govt Units - Transfers (Describe & Itemize)	4390			0			0			0
102	Total Payments to Other Dist & Govt Units-Transfers (In State)	4300			0			0			0
103	Payments to Other Dist & Govt Units (Out of State)	4400			0			0			0
104	Total Payments to Other Dist & Govt Units	4000			101,971			17,215			119,186

1	B	C	D	E	F	G	H	I	J	K	L
2	Description: Enter Whole Numbers Only	Func #	(100) Salaries	(200) Employee Benefits	(300) Purchased Services	(400) Supplies & Materials	(500) Capital Outlay	(600) Other Objects	(700) Non-Capitalized Equipment	(800) Termination Benefits	(900) Total
105	DEBT SERVICE (ED)	5000									
106	Debt Service - Interest on Short-Term Debt	5100									
107	Tax Anticipation Warrants	5110						0			0
108	Tax Anticipation Notes	5120						0			0
109	Corporate Personal Property Repl Tax Anticipated Notes	5130						0			0
110	State Aid Anticipation Certificates	5140						0			0
111	Other Interest on Short-Term Debt (Describe & Itemize)	5150						0			0
112	Total Debt Service - Interest on Short-Term Debt	5100						0			0
113	Debt Service - Interest on Long-Term Debt	5200						0			0
114	Total Debt Service	5000						0			0
115	PROVISION FOR CONTINGENCIES (ED)	6000						0			0
116	Total Direct Disbursements/Expenditures (without Student Activity Funds (1999))		1,130,619	406,441	377,089	253,787	45	23,402	0	0	2,191,384
117	Total Direct Disbursements/Expenditures (with Student Activity Funds (1999))		1,130,619	406,441	377,089	253,787	45	23,402	0	0	2,191,384
118	Excess (Deficiency) of Receipts/Revenues Over Disbursements/Expenditures (without Student Activity Funds 1999)										82,191
119	Excess (Deficiency) of Receipts/Revenues Over Disbursements/Expenditures (with Student Activity Funds 1999)										82,191
121	20 - OPERATIONS AND MAINTENANCE FUND (O&M)										
122	SUPPORT SERVICES (O&M)	2000									
123	Support Services - Pupil	2100									
124	Other Support Services - Pupils (Describe & Itemize)	2190	0	0	0	0	0	0	0	0	0
125	Support Services - Business	2500									
126	Direction of Business Support Services	2510	0	0	0	0	0	0	0	0	0
127	Facilities Acquisition & Construction Services	2530	0	0	0	0	0	0	0	0	0
128	Operation & Maintenance of Plant Services	2540	81,750	25,000	75,600	50,500	498,337	0	0	0	731,187
129	Pupil Transportation Services	2550	0	0	0	0	0	0	0	0	0
130	Food Services	2560					0		0		0
131	Total Support Services - Business	2500	81,750	25,000	75,600	50,500	498,337	0	0	0	731,187
132	Other Support Services - Misc. (Describe & Itemize)	2900	0	0	0	0	0	0	0	0	0
133	Total Support Services	2000	81,750	25,000	75,600	50,500	498,337	0	0	0	731,187
134	COMMUNITY SERVICES (O&M)	3000	0	0	0	0	0	0	0	0	0
135	PAYMENTS TO OTHER DIST & GOVT UNITS (O&M)	4000									
136	Payments to Other Dist & Govt Units (In-State)	4100									
137	Payments for Regular Programs	4110			0			0			0
138	Payments for Special Education Programs	4120			0			0			0
139	Payments for CTE Program	4140			0			0			0
140	Other Payments to In-State Govt Units - Programs (Describe & Itemize)	4190			0			0			0
141	Total Payments to Other Dist & Govt Units (In-State)	4100			0			0			0
142	Payments to Other Dist & Govt Units (Out of State) ¹⁴	4400						0			0
143	Total Payments to Other Dist & Govt Unit	4000			0			0			0
144	DEBT SERVICE (O&M)	5000									
145	Debt Service - Interest on Short-Term Debt	5100									
146	Tax Anticipation Warrants	5110						0			0
147	Tax Anticipation Notes	5120						0			0
148	Corporate Personal Prop Repl Tax Anticipated Notes	5130						0			0
149	State Aid Anticipation Certificates	5140						0			0
150	Other Interest on Short-Term Debt (Describe & Itemize)	5150						0			0
151	Total Debt Service - Interest on Short-Term Debt	5100						0			0
152	Debt Service - Interest on Long-Term Debt	5200						0			0
153	Total Debt Service	5000						0			0
154	PROVISION FOR CONTINGENCIES (O&M)	6000						0			0
155	Total Direct Disbursements/Expenditures		81,750	25,000	75,600	50,500	498,337	0	0	0	731,187
156	Excess (Deficiency) of Receipts/Revenues Over Disbursements/Expenditures										(16,720)
157											
158	30 - DEBT SERVICE FUND (DS)										

	B	C	D	E	F	G	H	I	J	K	L
1	Description: Enter Whole Numbers Only	Funct #	(100) Salaries	(200) Employee Benefits	(300) Purchased Services	(400) Supplies & Materials	(500) Capital Outlay	(600) Other Objects	(700) Non-Capitalized Equipment	(800) Termination Benefits	(900) Total
159	PAYMENTS TO OTHER DIST & GOVT UNITS (DS)	4000									
160	Payments to Other Dist & Govt Units (In-State)	4100									
161	Payments for Regular Programs	4110						0			0
162	Payments for Special Education Programs	4120						0			0
163	Other Payments to In-State Govt Units - Programs (Describe & Itemize)	4190						20			20
164	Total Payments to Other Dist & Govt Units (In-State)	4000						20			20
165	DEBT SERVICE (DS)	5000									
166	Debt Service - Interest on Short-Term Debt	5100									
167	Tax Anticipation Warrants	5110						0			0
168	Tax Anticipation Notes	5120						0			0
169	Corporate Personal Prop Repl Tax Anticipation Notes	5130						0			0
170	State Aid Anticipation Certificates	5140						1,000			1,000
171	Other Interest on Short-Term Debt (Describe & Itemize)	5150						0			0
172	Total Debt Service - Interest On Short-Term Debt	5100						1,000			1,000
173	Debt Service - Interest on Long-Term Debt	5200									
174	Debt Service - Payments of Principal on Long-Term Debt ¹⁵ (Lease/Purchase Principal Retired) (Describe & Itemize)	5300									
175	Debt Service - Other (Describe & Itemize)	5400			0			37,950			37,950
176	Total Debt Service	5000			0			43,923			43,923
177	PROVISION FOR CONTINGENCIES (DS)	6000						0			0
178	Total Direct Disbursements/Expenditures				0			43,943			43,943
179	Excess (Deficiency) of Receipts/Revenues Over Disbursements/Expenditures										(3,778)
180											
181	40 - TRANSPORTATION FUND (TR)										
182	SUPPORT SERVICES (TR)	2000									
183	Support Services - Pupils	2100									
184	Other Support Services - Pupils (Describe & Itemize)	2190	0	0	0	0	0	0	0	0	0
185	Support Services - Business										
186	Pupil Transportation Services	2550	91,100	15,150	8,038	21,500	0	0	0	0	135,788
187	Other Support Services - Business (Describe & Itemize)	2900	0	0	0	0	0	0	0	0	0
188	Total Support Services	2000	91,100	15,150	8,038	21,500	0	0	0	0	135,788
189	COMMUNITY SERVICES (TR)	3000	0	0	0	0	0	0	0	0	0
190	PAYMENTS TO OTHER DIST & GOVT UNITS (TR)	4000									
191	Payments to Other Dist & Govt Units (In-State)	4100									
192	Payments for Regular Program	4110			0			0			0
193	Payments for Special Education Programs	4120			0			0			0
194	Payments for Adult/Continuing Education Programs	4130			0			0			0
195	Payments for CTE Programs	4140			0			0			0
196	Payments for Community College Programs	4170			0			0			0
197	Other Payments to In-State Govt Units - Programs (Describe & Itemize)	4190			0			0			0
198	Total Payments to Other Dist & Govt Units (In-State)	4100			0			0			0
199	Payments to Other Dist & Govt Units (Out-of-State) (Describe & Itemize)	4400			0			0			0
200	Total Payments to Other Dist & Govt Units	4000			0			0			0
201	DEBT SERVICE (TR)	5000									
202	Debt Service - Interest on Short-Term Debt	5100									
203	Tax Anticipation Warrants	5110						0			0
204	Tax Anticipation Notes	5120						0			0
205	Corporate Personal Prop Repl Tax Anticipation Notes	5130						0			0
206	State Aid Anticipation Certificates	5140						0			0
207	Other Interest on Short-Term Debt (Describe & Itemize)	5150						0			0
208	Total Debt Service - Interest On Short-Term Debt	5100						0			0
209	Debt Service - Interest on Long-Term Debt	5200									
210	Debt Service - Payments of Principal on Long-Term Debt ¹⁵ (Lease/Purchase Principal Retired) (Describe & Itemize)	5300									
								1,935			1,935
								61,200			61,200

1	B	C	D	E	F	G	H	I	J	K	L
2	Description: Enter Whole Numbers Only	Funct #	(100) Salaries	(200) Employee Benefits	(300) Purchased Services	(400) Supplies & Materials	(500) Capital Outlay	(600) Other Objects	(700) Non-Capitalized Equipment	(800) Termination Benefits	(900) Total
211	Debt Service - Other (Describe & Itemize)	5400						0			0
212	Total Debt Service	5000						63,135			63,135
213	PROVISION FOR CONTINGENCIES (TR)	6000						0			0
214	Total Direct Disbursements/Expenditures		91,100	15,150	8,038	21,500	0	63,135	0	0	198,923
215	Excess (Deficiency) of Receipts/Revenues Over Disbursements/Expenditures										1,403
216											
217	50 - MUNICIPAL RETIREMENT/SOC SEC FUND (MR/SS)										
218	INSTRUCTION (MR/SS)	1000									
219	Regular Program	1100		9,700							9,700
220	Pre-K Programs	1125		2,565							2,565
221	Special Education Programs (Functions 1200-1220)	1200		9,300							9,300
222	Special Education Programs Pre-K	1225		0							0
223	Remedial and Supplemental Programs K-12	1250		1,934							1,934
224	Remedial and Supplemental Programs Pre-K	1275		0							0
225	Adult/Continuing Education Programs	1300		0							0
226	CTE Programs	1400		0							0
227	Interscholastic Programs	1500		2,200							2,200
228	Summer School Programs	1600		0							0
229	Gifted Programs	1650		0							0
230	Driver's Education Programs	1700		0							0
231	Bilingual Programs	1800		0							0
232	Truant Alternative & Optional Programs	1900		0							0
233	Total Instruction	1000		25,699							25,699
234	SUPPORT SERVICES (MR/SS)	2000									
235	Support Services - Pupil	2100									
236	Attendance & Social Work Services	2110		0							0
237	Guidance Services	2120		0							0
238	Health Services	2130		0							0
239	Psychological Services	2140		880							880
240	Speech Pathology & Audiology Services	2150		0							0
241	Other Support Services - Pupils (Describe & Itemize)	2190		0							0
242	Total Support Services - Pupil	2100		880							880
243	Support Services - Instructional Staff	2200									
244	Improvement of Instruction Services	2210		150							150
245	Educational Media Services	2220		500							500
246	Assessment & Testing	2230		0							0
247	Total Support Services - Instructional Staff	2200		650							650
248	Support Services - General Administration	2300									
249	Board of Education Services	2310		1,300							1,300
250	Executive Administration Services	2320		2,200							2,200
251	Special Area Administrative Services	2330		0							0
252	Claims Paid from Self Insurance Fund	2361		0							0
253	Risk Management and Claims Services Payments	2365		0							0
254	Total Support Services - General Administration	2300		3,500							3,500
255	Support Services - School Administration	2400									
256	Office of the Principal Services	2410		5,250							5,250
257	Other Support Services - School Administration (Describe & Itemize)	2490		0							0
258	Total Support Services - School Administration	2400		5,250							5,250

1	B	C	D	E	F	G	H	I	J	K	L
2	Description: Enter Whole Numbers Only	Funct #	(100) Salaries	(200) Employee Benefits	(300) Purchased Services	(400) Supplies & Materials	(500) Capital Outlay	(600) Other Objects	(700) Non-Capitalized Equipment	(800) Termination Benefits	(900) Total
259	Support Services - Business	2500									
260	Direction of Business Support Services	2510		0							0
261	Fiscal Services	2520		5,100							5,100
262	Facilities Acquisition & Construction Services	2530		0							0
263	Operation & Maintenance of Plant Service	2540		10,200							10,200
264	Pupil Transportation Services	2550		15,375							15,375
265	Food Services	2560		10,275							10,275
266	Internal Services	2570		0							0
267	Total Support Services - Business	2500		40,950							40,950
268	Support Services - Central	2600									
269	Direction of Central Support Services	2610		0							0
270	Planning, Research, Development & Evaluation Services	2620		0							0
271	Information Services	2630		0							0
272	Staff Services	2640		0							0
273	Data Processing Services	2660		0							0
274	Total Support Services - Central	2600		0							0
275	Other Support Services - Misc. (Describe & Itemize)	2900		0							0
276	Total Support Services	2000		51,230							51,230
277	COMMUNITY SERVICES (MR/SS)	3000		125							125
278	PAYMENTS TO OTHER DIST & GOVT UNITS (MR/SS)	4000									
279	Payments for Regular Programs	4110		0							0
280	Payments for Special Education Programs	4120		0							0
281	Payments for CTE Programs	4140		0							0
282	Total Payments to Other Dist & Govt Units	4000		0							0
283	DEBT SERVICE (MR/SS)	5000									
284	Debt Service - Interest on Short-Term Debt	5100									
285	Tax Anticipation Warrants	5110						0			0
286	Tax Anticipation Notes	5120						0			0
287	Corporate Personal Prop Repl Tax Anticipation Notes	5130						0			0
288	State Aid Anticipation Certificates	5140						0			0
289	Other Interest on Short-Term Debt (Describe & Itemize)	5150						0			0
290	Total Debt Service	5000						0			0
291	PROVISION FOR CONTINGENCIES (MR/SS)	6000						0			0
292	Total Direct Disbursements/Expenditures			77,054				0			77,054
293	Excess (Deficiency) of Receipts/Revenues Over Disbursements/Expenditures										(36,829)
295	60 - CAPITAL PROJECTS (CP)										
296	SUPPORT SERVICES (CP)	2000									
297	Support Services - Business										
298	Facilities Acquisition & Construction Services	2530	0	0	0	0	0	0	0		0
299	Other Support Services - Business (Describe & Itemize)	2900	0	0	0	0	0	0	0		0
300	Total Support Services	2000	0	0	0	0	0	0	0		0
301	PAYMENTS TO OTHER DIST & GOVT UNITS (CP)	4000									
302	Payments to Other Dist & Govt Units (In-State)	4100									
303	Payments to Regular Programs	4110			0			0			0
304	Payment for Special Education Programs	4120			0			0			0
305	Payment for CTE Programs	4140			0			0			0
306	Payments to Other Govt Units - Programs (In-State) (Describe & Itemize)	4190			0			0			0
307	Total Payments to Other Districts & Govt Units	4000			0			0			0
308	PROVISION FOR CONTINGENCIES (CP)	6000						0			0
309	Total Direct Disbursements/Expenditures		0	0	0	0	0	0	0		0
310	Excess (Deficiency) of Receipts/Revenues Over Disbursements/Expenditures										1
312	70 WORKING CASH FUND (WC)										
314	80 - TORT FUND (TF)										

1	B	C	D	E	F	G	H	I	J	K	L
2	Description: Enter Whole Numbers Only	Funct #	(100) Salaries	(200) Employee Benefits	(300) Purchased Services	(400) Supplies & Materials	(500) Capital Outlay	(600) Other Objects	(700) Non-Capitalized Equipment	(800) Termination Benefits	(900) Total
315	INSTRUCTION (TF)	1000									
316	Regular Programs	1100	49,758	0	2,745	0	0	0	0	0	52,503
317	Tuition Payment to Charter Schools	1115			0						0
318	Pre-K Programs	1125	0	0	0	0	0	0	0	0	0
319	Special Education Programs (Functions 1200 - 1220)	1200	24,313	0	0	0	0	0	0	0	24,313
320	Special Education Programs Pre-K	1225	0	0	0	0	0	0	0	0	0
321	Remedial and Supplemental Programs K-12	1250	0	0	0	0	0	0	0	0	0
322	Remedial and Supplemental Programs Pre-K	1275	0	0	0	0	0	0	0	0	0
323	Adult/Continuing Education Programs	1300	0	0	0	0	0	0	0	0	0
324	CTE Programs	1400	0	0	0	0	0	0	0	0	0
325	Interscholastic Programs	1500	11,000	0	0	0	0	0	0	0	11,000
326	Summer School Programs	1600	0	0	0	0	0	0	0	0	0
327	Gifted Programs	1650	0	0	0	0	0	0	0	0	0
328	Driver's Education Programs	1700	0	0	0	0	0	0	0	0	0
329	Bilingual Programs	1800	0	0	0	0	0	0	0	0	0
330	Truant Alternative & Optional Programs	1900	0	0	0	0	0	0	0	0	0
331	Pre-K Programs - Private Tuition	1910						0			0
332	Regular K-12 Programs Private Tuition	1911						0			0
333	Special Education Programs K-12 Private Tuition	1912						0			0
334	Special Education Programs Pre-K Tuition	1913						0			0
335	Remedial/Supplemental Programs K-12 Private Tuition	1914						0			0
336	Remedial/Supplemental Programs Pre-K Private Tuition	1915						0			0
337	Adult/Continuing Education Programs Private Tuition	1916						0			0
338	CTE Programs Private Tuition	1917						0			0
339	Interscholastic Programs Private Tuition	1918						0			0
340	Summer School Programs Private Tuition	1919						0			0
341	Gifted Programs Private Tuition	1920						0			0
342	Bilingual Programs Private Tuition	1921						0			0
343	Truants Alternative/Opt Ed Programs Private Tuition	1922						0			0
344	Total Instruction¹⁴	1000	85,071	0	2,745	0	0	0	0	0	87,816
345	SUPPORT SERVICES (TF)	2000									
346	Support Services - Pupil	2100									
347	Attendance & Social Work Services	2110	0	0	0	0	0	0	0	0	0
348	Guidance Services	2120	0	0	0	0	0	0	0	0	0
349	Health Services	2130	0	0	0	0	0	0	0	0	0
350	Psychological Services	2140	5,200	0	0	0	0	0	0	0	5,200
351	Speech Pathology & Audiology Services	2150	0	0	0	0	0	0	0	0	0
352	Other Support Services - Pupils (Describe & Itemize)	2190	0	0	0	0	0	0	0	0	0
353	Total Support Services - Pupil	2100	5,200	0	0	0	0	0	0	0	5,200
354	Support Services - Instructional Staff	2200									
355	Improvement of Instruction Services	2210	0	0	0	0	0	0	0	0	0
356	Educational Media Services	2220	275	0	0	0	0	0	0	0	275
357	Assessment & Testing	2230	0	0	0	0	0	0	0	0	0
358	Total Support Services - Instructional Staff	2200	275	0	0	0	0	0	0	0	275
359	Support Services - General Administration	2300									
360	Board of Education Services	2310	2,000	0	0	0	0	0	0	0	2,000
361	Executive Administration Services	2320	25,000	0	0	0	0	0	0	0	25,000
362	Special Area Administration Services	2330	0	0	0	0	0	0	0	0	0
363	Claims Paid from Self Insurance Fund	2361	0	0	36,000	0	0	0	0	0	36,000
364	Risk Management and Claims Services Payments	2365	0	0	4,800	0	0	0	0	0	4,800
365	Total Support Services - General Administration	2300	27,000	0	40,800	0	0	0	0	0	67,800

	B	C	D	E	F	G	H	I	J	K	L
1	Description: Enter Whole Numbers Only	Func #	(100) Salaries	(200) Employee Benefits	(300) Purchased Services	(400) Supplies & Materials	(500) Capital Outlay	(600) Other Objects	(700) Non-Capitalized Equipment	(800) Termination Benefits	(900) Total
2											
366	Support Services - School Administration	2400									
367	Office of the Principal Services	2410	21,575	0	0	0	0	0	0	0	21,575
368	Other Support Services - School Administration <i>(Describe & Itemize)</i>	2490	0	0	0	0	0	0	0	0	0
369	Total Support Services - School Administration	2400	21,575	0	0	0	0	0	0	0	21,575
370	Support Services - Business	2500									
371	Direction of Business Support Services	2510	0	0	0	0	0	0	0	0	0
372	Fiscal Services	2520	0	0	0	0	0	0	0	0	0
373	Facilities Acquisition & Construction Services	2530	0	0	0	0	0	0	0	0	0
374	Operation & Maintenance of Plant Services	2540	9,558	0	7,000	0	0	0	0	0	16,558
375	Pupil Transportation Services	2550	15,302	0	4,000	0	0	0	0	0	19,302
376	Food Services	2560	5,578	0	0	0	0	0	0	0	5,578
377	Internal Services	2570	0	0	0	0	0	0	0	0	0
378	Total Support Services - Business	2500	30,438	0	11,000	0	0	0	0	0	41,438
379	Support Services - Central	2600									
380	Direction of Central Support Services	2610	0	0	0	0	0	0	0	0	0
381	Planning, Research, Development & Evaluation Services	2620	0	0	0	0	0	0	0	0	0
382	Information Services	2630	0	0	0	0	0	0	0	0	0
383	Staff Services	2640	0	0	0	0	0	0	0	0	0
384	Data Processing Services	2660	0	0	0	0	0	0	0	0	0
385	Total Support Services - Central	2600	0	0	0	0	0	0	0	0	0
386	Other Support Services - Misc. <i>(Describe & Itemize)</i>	2900	0	0	0	0	0	0	0	0	0
387	Total Support Services	2000	84,488	0	51,800	0	0	0	0	0	136,288
388	COMMUNITY SERVICES (TF)	3000	0	0	0	0	0	0	0	0	0
389	PAYMENTS TO OTHER DIST & GOVT UNITS (TF)	4000									
390	Payments to Other Dist & Govt Units (In-State)	4100									
391	Payments for Regular Programs	4110			0			0			0
392	Payments for Special Education Programs	4120			0			0			0
393	Payments for Adult/Continuing Education Programs	4130			0			0			0
394	Payments for CTE Programs	4140			0			0			0
395	Payments for Community College Programs	4170			0			0			0
396	Other Payments to In-State Govt Units - Programs <i>(Describe & Itemize)</i>	4190			0			0			0
397	Total Payments to Other Dist & Govt Units (In-State)	4100			0			0			0
398	Payments for Regular Programs - Tuition	4210						0			0
399	Payments for Special Education Programs - Tuition	4220						0			0
400	Payments for Adult/Continuing Education Programs - Tuition	4230						0			0
401	Payments for CTE Programs - Tuition	4240						0			0
402	Payments for Community College Programs - Tuition	4270						0			0
403	Payments for Other Programs - Tuition	4280						0			0
404	Other Payments to In-State Govt Units - Tuition <i>(Describe & Itemize)</i>	4290						0			0
405	Total Payments to Other Dist & Govt Units - Tuition (In State)	4200						0			0
406	Payments for Regular Programs - Transfers	4310						0			0
407	Payments for Special Education Programs - Transfers	4320						0			0
408	Payments for Adult/Continuing Ed Programs - Transfers	4330						0			0
409	Payments for CTE Programs - Transfers	4340						0			0
410	Payments for Community College Program - Transfers	4370						0			0
411	Payments for Other Programs - Transfers	4380						0			0
412	Other Payments to In-State Govt Units - Transfers <i>(Describe & Itemize)</i>	4390			0			0			0
413	Total Payments to Other Dist & Govt Units-Transfers (In State)	4300			0			0			0
414	Payments to Other Dist & Govt Units (Out of State)	4400						0			0
415	Total Payments to Other Dist & Govt Units	4000			0			0			0
416	DEBT SERVICE (TF)	5000									
417	Debt Service - Interest on Short-Term Debt										
418	Tax Anticipation Warrants	5110						0			0
419	Tax Anticipation Notes	5120						0			0
420	Corporate Personal Property Replacement Tax Anticipation Notes	5130						0			0
421	State Aid Anticipation Certificates	5140						0			0
422	Other Interest or Short-Term Debt <i>(Describe & Itemize)</i>	5150						0			0
423	Debt Service - Interest on Long-Term Debt	5200						0			0

ESTIMATED DISBURSEMENTS/EXPENDITURES

	B	C	D	E	F	G	H	I	J	K	L
	Description: Enter Whole Numbers Only	Funct #	(100) Salaries	(200) Employee Benefits	(300) Purchased Services	(400) Supplies & Materials	(500) Capital Outlay	(600) Other Objects	(700) Non-Capitalized Equipment	(800) Termination Benefits	(900) Total
1											
2											
424	Debt Service - Payments of Principal on Long-Term Debt ¹³ (Lease/Purchase Principal Retired) (Describe & Itemize)	5300						0			0
425	Debt Service - Other (Describe & Itemize)	5400			0			0			0
426	Total Debt Service	5000			0			0			0

ESTIMATED DISBURSEMENTS/EXPENDITURES

	B	C	D	E	F	G	H	I	J	K	L
	Description: Enter Whole Numbers Only	Funct #	(100) Salaries	(200) Employee Benefits	(300) Purchased Services	(400) Supplies & Materials	(500) Capital Outlay	(600) Other Objects	(700) Non-Capitalized Equipment	(800) Termination Benefits	(900) Total
1											
2											
427	PROVISION FOR CONTINGENCIES (TF)	6000						0			0
428	Total Direct Disbursements/Expenditures		169,559	0	54,545	0	0	0	0	0	224,104
429	Excess (Deficiency) of Receipts/Revenues Over Disbursements/Expenditures										(30,054)
431	90 - FIRE PREVENTION & SAFETY FUND (FP&S)										
432	SUPPORT SERVICES (FP&S)	2000									
433	Support Services - Business	2500									
434	Facilities Acquisition & Construction Services	2530	0	0	5,250	0	0	0	0	0	5,250
435	Operation & Maintenance of Plant/Service	2540	0	0	0	0	0	0	0	0	0
436	Total Support Services - Business	2500	0	0	5,250	0	0	0	0	0	5,250
437	Other Support Services - Misc. (Describe & Itemize)	2900	0	0	0	0	0	0	0	0	0
438	Total Support Services	2000	0	0	5,250	0	0	0	0	0	5,250
439	PAYMENTS TO OTHER DISTRICTS & GOVT UNITS (FP&S)	4000									
440	Payments to Regular Programs	4110						0			0
441	Payments to Special Education Programs	4120						0			0
442	Other Payments to In-State Govt Units - Programs (Describe & Itemize)	4190						0			0
443	Total Payments to Other Districts & Govt Units (FPS)	4000						0			0
444	DEBT SERVICE (FP&S)	5000									
445	Debt Service - Interest on Short-Term Debt	5100									
446	Tax Anticipation Warrants	5110						0			0
447	Other Interest on Short-Term Debt (Describe & Itemize)	5150						0			0
448	Total Debt Service - Interest on Short-Term Debt	5100						0			0
449	Debt Service - Interest on Long-Term Debt	5200									
	Debt Service - Payments of Principal on Long-Term Debt ¹⁵ (Lease/Purchase)	5300									
450	Principal Retired) (Describe & Itemize)							0			0
451	Total Debt Service	5000						0			0
452	PROVISIONS FOR CONTINGENCIES (FP&S)	6000									
453	Total Direct Disbursements/Expenditures		0	0	5,250	0	0	0	0	0	5,250
454	Excess (Deficiency) of Receipts/Revenues Over Disbursements/Expenditures										6,825

This page is provided for detailed itemizations as requested within the body of the Report.

Please enter notes in "Source of Revenue/Use of Expense" column for the below line items. If page does not list specific revenues/expenditures, no itemization notes are required.

Fund-Account Number		Source of Revenue/Use of Expense	Amount
Estimated Revenues			
80-1999	Other Local Revenues	Reimbursement from insurance company	\$3,200
10-3999	Other Restricted Revenue from State Sources	After School program	\$6,000
10-4090	Other Restricted Grants-In-Aid Received from Fed. Govt.	Erate 21,000 REAP 15,190	\$36,190
10-4998	Other Restricted Grants Received from Fed. Govt. thru State	Homeless 4,320, ESSER 3 49,073, Jump Start 20,860, ARP IDEA 9,401, ARP IDEA Pre k 346,	\$134,672
20-4998	Other Restricted Grants Received from Fed. Govt. thru State	ESSER II 278,337, ESSER 3 182,763	\$461,100
Estimated Expenditures			
10-2900	Other Support Services - Misc.	Technology expenses	\$70,045
30-4190	Other Payments to In-State Govt Units - Programs	fee	\$20
30-5300	Debt Service - Payments of Principal on Long-Term Debt	Bond Payment	\$37,950
40-5300	Debt Service - Payments of Principal on Long-Term Debt	Bus Lease	\$61,200

A	B	C	D	E	F	G
DEFICIT BUDGET SUMMARY INFORMATION - Operating Funds Only (School Districts Only)						
1	Description	EDUCATIONAL FUND (10)	OPERATIONS & MAINTENANCE FUND (20)	TRANSPORTATION FUND (40)	WORKING CASH FUND (70)	TOTAL
2	Direct Revenues	2,273,575	714,467	200,326	12,500	3,200,868
3	Direct Expenditures	2,191,384	731,187	198,923		3,121,494
4	Difference	82,191	(16,720)	1,403	12,500	79,374
5	Estimated Fund Balance - June 30, 2023	657,911	190,165	51,731	375,361	1,275,168
7	Balanced budget; no Deficit Reduction Plan is required.					
8	A deficit reduction plan is required if the local board of education adopts (or amends) the 2022-2023 school district budget in which the "operating funds" listed above result in direct revenues (line 9, BudgetSum 2-4) being less than direct expenditures (line 19, BudgetSum 2-4) by an amount equal to or greater than one-third (1/3) of the ending fund balance (line 81, BudgetSum 2-4).					
9	Note: The balance is determined using only the four funds listed above. That is, if the estimated ending fund balance is less than three times the deficit spending, the district must adopt and file with ISBE a deficit reduction plan to balance the shortfall within three years.					
11	Per School Code (105 ILCS 5/17-1) - If the Deficit AFR Summary Information tab from the 2021-2022 Annual Financial Report (AFR) reflects a deficit as defined above, then the school district shall adopt and submit a deficit reduction plan (found here on page 23-27) to ISBE within 30 days after acceptance of the AFR.					
13	The deficit reduction plan, if required, is developed using ISBE guidelines and format.					
14						
15						

	A		B		C		D		E		F		G		H		I		J		K		L																								
	DEFICIT REDUCTION PLAN ESTIMATED BUDGET FY2022-2023																								ESTIMATED BUDGET FY2023-2024																						
1	*School Districts Only																																														
2																																															
3	26034327004																																														
4	District Number																																														
5	Dallas ESD 327																																														
	District Name																																														
6	ESTIMATED BEGINNING FUND BALANCE																																														
7	(must equal prior Ending Fund Balance)																																														
8	RECEIPTS/REVENUES	Act #	Educational Fund	Operations & Maintenance Fund	Transportation Fund	Working Cash Fund	Total	Educational Fund	Operations & Maintenance Fund	Transportation Fund	Working Cash Fund	Total	Educational Fund	Operations & Maintenance Fund	Transportation Fund	Working Cash Fund	Total																														
9	LOCAL SOURCES	1000	575,720	206,885	50,328	362,861	1,195,794	657,911	190,165	51,731	375,361	1,275,168	657,911	190,165	51,731	375,361	1,275,168																														
10	ANOTHER DISTRICT	2000	714,144	223,367	50,095	12,500	1,000,106																																								
11	STATE SOURCES	3000	978,124	30,000	150,231	0	1,158,355																																								
12	FEDERAL SOURCES	4000	581,307	461,100	0	0	1,042,407																																								
13	Total Receipts/Revenues		2,273,575	714,467	200,326	12,500	3,200,868	0	0	0	0	0	0	0	0	0	0																														
14	DISBURSEMENTS/EXPENDITURES	Func#	Educational Fund	Operations & Maintenance Fund	Transportation Fund	Working Cash Fund	Total	Educational Fund	Operations & Maintenance Fund	Transportation Fund	Working Cash Fund	Total	Educational Fund	Operations & Maintenance Fund	Transportation Fund	Working Cash Fund	Total																														
15	INSTRUCTION	1000	1,244,144				1,244,144																																								
16	SUPPORT SERVICES	2000	84,486	731,187	135,788		1,681,461																																								
17	COMMUNITY SERVICES	3000	13,568	0	0	0	13,568																																								
18	PAYMENTS TO OTHER DISTRICTS & GOVT. UNITS	4000	119,186	0	0	0	119,186																																								
19	DEBT SERVICES	5000	0	0	63,135	0	63,135																																								
20	PROVISION FOR CONTINGENCIES	6000	0	0	0	0	0																																								
21	Total Disbursements/Expenditures		2,191,384	731,187	198,923	12,500	3,121,494	0	0	0	0	0	0	0	0	0	0																														
22	Excess of Receipts/Revenue Over/(Under) Disbursements/Expenditures		821,91	(16,720)	1,403	0	79,374	0	0	0	0	0	0	0	0	0	0																														
23	OTHER SOURCES/USES OF FUNDS		0	0	0	0	0	0	0	0	0	0	0	0	0	0	0																														
24	OTHER SOURCES OF FUNDS (7000)		0	0	0	0	0	0	0	0	0	0	0	0	0	0	0																														
25	OTHER USES OF FUNDS (8000)		0	0	0	0	0	0	0	0	0	0	0	0	0	0	0																														
26	TOTAL OTHER SOURCES/USES OF FUNDS		0	0	0	0	0	0	0	0	0	0	0	0	0	0	0																														
27	ESTIMATED ENDING FUND BALANCE		657,911	190,165	51,731	375,361	1,275,168	657,911	190,165	51,731	375,361	1,275,168	657,911	190,165	51,731	375,361	1,275,168																														

ILLINOIS STATE BOARD OF EDUCATION
School Business Services Division

A	B	M	ESTIMATED BUDGET FY2024-2025				ESTIMATED BUDGET FY2025-2026				V	
			Q	P	O	N	R	S	T	U		
1	*School Districts Only											
2	26034327004											
3	District Number											
4	Dallas ESD 327											
5	District Name											
6	ESTIMATED BEGINNING FUND BALANCE											
7	(must equal prior Ending Fund Balance)											
8	RECEIPTS/REVENUES	Acct #	Educational Fund	Operations & Maintenance Fund	Transportation Fund	Working Cash Fund	Total	Educational Fund	Operations & Maintenance Fund	Transportation Fund	Working Cash Fund	Total
9	LOCAL SOURCES	1000	657,911	190,165	51,731	375,361	1,275,168	657,911	190,165	51,731	375,361	1,275,168
10	FLOW-THROUGH RECEIPTS/REVENUES FROM ONE DISTRICT TO ANOTHER DISTRICT	2000					0					0
11	STATE SOURCES	3000					0					0
12	FEDERAL SOURCES	4000					0					0
13	Total Receipts/Revenues		0	0	0	0	0	0	0	0	0	0
14	DISBURSEMENTS/EXPENDITURES	Funct #	Educational Fund	Operations & Maintenance Fund	Transportation Fund	Working Cash Fund	Total	Educational Fund	Operations & Maintenance Fund	Transportation Fund	Working Cash Fund	Total
15	INSTRUCTION	1000					0					0
16	SUPPORT SERVICES	2000					0					0
17	COMMUNITY SERVICES	3000					0					0
18	PAYMENTS TO OTHER DISTRICTS & GOVT. UNITS	4000					0					0
19	DEBT SERVICES	5000					0					0
20	PROVISION FOR CONTINGENCIES	6000					0					0
21	Total Disbursements/Expenditures		0	0	0	0	0	0	0	0	0	0
22	Excess of Receipts/Revenue Over/(Under) Disbursements/Expenditures		0	0	0	0	0	0	0	0	0	0
23	OTHER SOURCES/USES OF FUNDS						0					0
24	OTHER SOURCES OF FUNDS (7000)						0					0
25	OTHER USES OF FUNDS (8000)						0					0
26	TOTAL OTHER SOURCES/USES OF FUNDS		0	0	0	0	0	0	0	0	0	0
27	ESTIMATED ENDING FUND BALANCE		657,911	190,165	51,731	375,361	1,275,168	657,911	190,165	51,731	375,361	1,275,168

A		B	W	X	Y	Z
*School Districts Only		SUMMARY				
BUDGET ADDENDUM - DEFICIT REDUCTION PLAN		ESTIMATED BUDGET				
ESTIMATED BUDGET		Date of Adoption: <input type="text" value="Enter as MM/DD/YYYY"/>				
District Number						
District Name						
		FY2022-2023	FY2023-2024	FY2024-2025	FY2025-2026	
1	26034327004					
2						
3						
4						
5						
6	ESTIMATED BEGINNING FUND BALANCE (must equal prior Ending Fund Balance)	1,195,794	1,275,168	1,275,168	1,275,168	
7	RECEIPTS/REVENUES					
8	LOCAL SOURCES	1,000,106	0	0	0	
9	FLOW-THROUGH RECEIPTS/REVENUES FROM ONE DISTRICT TO					
10	ANOTHER DISTRICT	0	0	0	0	
11	STATE SOURCES	1,158,355	0	0	0	
12	FEDERAL SOURCES	1,042,407	0	0	0	
13	Total Receipts/Revenues	3,200,868	0	0	0	
14	DISBURSEMENTS/EXPENDITURES					
15	INSTRUCTION	1,244,144	0	0	0	
16	SUPPORT SERVICES	1,661,461	0	0	0	
17	COMMUNITY SERVICES	13,568	0	0	0	
18	PAYMENTS TO OTHER DISTRICTS & GOVT. UNITS	119,186	0	0	0	
19	DEBT SERVICES	63,135	0	0	0	
20	PROVISION FOR CONTINGENCIES	0	0	0	0	
21	Total Disbursements/Expenditures	3,121,494	0	0	0	
22	Excess of Receipts/Revenue Over/(Under) Disbursements/Expenditures	79,374	0	0	0	
23	OTHER SOURCES/USES OF FUNDS					
24	OTHER SOURCES OF FUNDS (7000)	0	0	0	0	
25	OTHER USES OF FUNDS (8000)	0	0	0	0	
26	TOTAL OTHER SOURCES/USES OF FUNDS	0	0	0	0	
27	ESTIMATED ENDING FUND BALANCE	1,275,168	1,275,168	1,275,168	1,275,168	

Deficit Reduction Plan-Background/Assumptions (School Districts Only)
Fiscal Year 2022-2023
through Fiscal Year 2025-2026

Dallas ESD 327 26034327004

Please complete the following schedule and include a brief description to identify any areas of the budget that will be impacted from one year to the next. If the deficit reduction plan relies upon new local revenues, identify contingencies for further budget reductions which will be enacted in the event those new revenues are not available.

1. Background and Narrative of Budget Reductions:

2. Assumptions Used in the Deficit Reduction Plan:

- EBF and Estimated New Tier Funding:

- Equal Assessed Valuation and Tax Rates:

- Employee Salaries and Benefits:

- Short- and Long-Term Borrowing:

- Educational Impact:

- Other Assumptions:

- Has the district considered shared services or outsourcing (Ex: Transportation, Insurance)? If yes, please explain:

ESTIMATED LIMITATION OF ADMINISTRATIVE COSTS (School Districts Only)

(For Local Use Only)

This is an **estimated** Limitation of Administrative Costs Worksheet only and **will not be accepted for Official Submission of the Limitation of Administrative Costs Worksheet.**

The worksheet is intended for use during the budgeting process to estimate the district's percent increase of FY2023 budgeted expenditures over actual FY2022 expenditures. Budget information is copied to this page. Insert the prior year estimated actual expenditures to compute the estimated percentage increase (decrease).

The official Limitation of Administrative Costs Worksheet is attached to the end of the Annual Financial Report (ISBE Form 50-35) and may be submitted in conjunction with that report. An official Limitation of Administrative Costs Worksheet can also be found on the ISBE website at: [Limitation of Administrative Costs](#)

ESTIMATED LIMITATION OF ADMINISTRATIVE COSTS WORKSHEET

(Section 17-1.5 of the School Code)

School District Name: **Dallas ESD 327**

RCDT Number: **26-034-3270-04**

Description	Funct. No.	Estimated Actual Expenditures, Fiscal Year 2022			Budgeted Expenditures, Fiscal Year 2023		
		(10) Educational Fund	(20) Operations & Maintenance Fund	(80) Total	(10) Educational Fund	(20) Operations & Maintenance Fund	(80) Total
1. Executive Administration Services	2320			0	144,910	25,000	169,910
2. Special Area Administration Services	2330			0	0	0	0
3. Other Support Services - School Administration	2490			0	0	0	0
4. Direction of Business Support Services	2510			0	0	0	0
5. Internal Services	2570			0	0	0	0
6. Direction of Central Support Services	2610			0	0	0	0
7. Deduct - Early Retirement or other pension obligations required by state law and included above.				0			0
8. Totals		0	0	0	144,910	25,000	169,910
9. Estimated Percent Increase (Decrease) for FY2023 (Budgeted) over FY2022 (Actual)							Enter Actual Data

Reference Description

- 1 Each fund balance should correspond to the fund balance reflected on the books as of June 30th - Balance Sheet Accounts #720 and #730 (audit figures, if available).
- 2 Accounting and Financial Reporting for Certain Grants and Other Financial Assistance. The "On-Behalf" Payments should only be reflected on this page (Budget Summary, Lines 10 and 20).
- 3 Requires the secretary of the school board to notify the county clerk (within 30 days of the transfer approval) to abate an equal amount of taxes to be next extended. See Sec. 10-22.14 & 17-2.11.
- 3^a Requires notification to the county clerk to abate an equal amount from taxes next extended. See section 10-22.14
- 4 Principal on Bonds Sold:
 - (1) Funding Bonds are to be entered in the fund or funds in which the liability occurs.
 - (2) Refunding Bonds can be entered in the Debt Services Fund only.
 - (3) Building Bonds can be entered in the Capital Projects Fund only.
 - (4) Fire Prevention and Safety Bonds can be entered in the Fire Prevention & Safety Fund only.
- 5

The proceeds from the sale of school sites, buildings, or other real estate shall be used first to pay the principal and interest on any outstanding bonds on the property being sold, and after all such bonds have been retired, the remaining proceeds from the sale next shall be used by the school board to meet any urgent district needs as determined under Sections 2-3.12 and 17-2.11 of the School Code. Once these issues have been addressed, any remaining proceeds may be used for any other authorized purpose and for deposit into any district fund.
- 6 The School Code, Section 10-22.44 prohibits the transfer of interest earned on the investment of "any funds for purposes of Illinois Municipal Retirement under the Pension Code." This prohibition does not include funds for Social Security and Medicare-only purposes. For additional requirements on interest earnings, see 23 Illinois Administrative Code, Part 100, Section 100.50.
- 7 Cash plus investments must be greater than or equal to zero.
- 8 For cash basis budgets, this total will equal the Budget Summary - Total Direct Receipts/Revenues (Line 9) plus Total Other Sources of Funds (Line 46).
- 9 For cash basis budgets, this total will equal the Budget Summary - Total Direct Disbursements/Expenditures (Line 19) plus Total Other Uses of Funds (Line 79).
- 10 Working Cash Fund loans may be made to any district fund for which taxes are levied (Section 20-5 of the School Code).
- 11 Include revenue accounts 1110 through 1115, 1117, 1118 & 1120.
- 12 The School Code Section 17-2.2c. Tax for leasing educational facilities or computer technology or both, and for temporary relocation expense purposes.
- 13 Corporate personal property replacement tax revenue must be first applied to the Municipal Retirement/Social Security Fund to replace tax revenue lost due to the abolition of the corporate personal property tax (30 ILCS 115/12). This provision does not apply to taxes levied for Medicare-Only purposes.
- 14 Only tuition payments made to private facilities. See Functions 4200 or 4400 for estimated public facility disbursements/expenditures.
- 15 Payment towards the retirement of lease/purchase agreements or bonded/other indebtedness (principal only) otherwise reported within the fund - e.g.: alternate revenue bonds. (Describe & Itemize)
- 16 Only abolishment of Working Cash Fund must transfer its funds directly to the Educational Fund upon adoption of a resolution and at the close of the current school Year (see 105 ILCS 5/20-8 for further explanation)
Only abatement of working cash fund can transfer its funds to any fund in most need of money (see 105 ILCS 5/20-10 for further explanation)

CHECK FOR ERRORS

This worksheet checks various cells to assure that selected items are in balance.

Out-of-balance conditions are marked here with an error message.

Once all errors are corrected: Windows users, click "Save Budget for ISBE" button to the right. Mac users, click File > Save As. Once saved, submit to ISBE.

Budget Item References	Message
Are all errors corrected?	OK - You may now save and submit form
1. Deficit Reduction Plan (DefReductPlan 23-27 tab)	
Is Deficit Reduction Plan Required? (Joint Agreements do not complete Deficit Reduction Plan.)	Deficit Reduction Plan is not required
If required, is Deficit Reduction Plan completed? (DefReductPlan 23-27 tab)	
2. Cover Page (Cover tab)	
District Name must be selected from drop-down. (Cell H13) (Do not type full district name manually.)	OK
Accounting Basis must be selected on Cover sheet.	OK
Dates (Day, Month, Year) must be input on Cover sheet.	OK
Board Names must be typed on Cover sheet.	OK
3. Budget Summary: Other Sources (BudgetSum 2-4 tab - Acct 7000) must equal Other Uses (BudgetSum 2-4 tab - Acct 8000).	
Estimated Beginning Fund Balance July, 1 2022 for all Funds (Cells C3 - K3) (Line must have a number or zero. Do not leave blank.)	OK
Estimated Activity Fund Beginning Fund Balance July, 1 2022 (Cell C83) (Cell must have a number or zero. Do not leave blank.)	OK
Transfer Among Funds (Funds 10, 20, 40 - Acct 7130 - Cells C29, D29, F29), must equal (Funds 10, 20 & 40 - Acct 8130 - Cells C52, D52, F52).	OK
Transfer of Interest (Funds 10 thru 90 - Acct 7140 - Cells C30:K30), must equal (Funds 10 thru 60, & 80 - Acct 8140 - Cells C53:H53, J53).	OK
Transfer to Debt Service to Pay Principal on GASB 87 Leases (Fund 30 - Acct 7400 - Cell E39) must equal (Funds 10, 20 & 60 - Acct 8400 Cells C57:H60).	OK
Transfer to Debt Service to Pay Interest on GASB 87 Leases (Fund 30 - Acct 7500 - Cell E40) must equal (Funds 10, 20 & 60 - Acct 8500 - Cells C61:H64).	OK
Transfer to Debt Service Fund to Pay Principal on Revenue Bonds (Fund 30 - Acct 7600 - Cell E41) must equal (Funds 10 & 20 - Acct 8600 - Cells C65:D68).	OK
Transfer to Debt Service to Pay Interest on Revenue Bonds (Fund 30 - Acct 7700 - Cell E42) must equal (Funds 10 & 20 - Acct 8700 - Cells C69:D72).	OK
Transfer to Capital Projects Fund (Fund 60 - Acct 7800 - Cell H43) must equal (Fund 10 & 20, Acct 8800 - Cells C73:D76).	OK
4. Summary of Cash Transactions: Beginning Cash Balance on Hand July 1, 2022 (CashSum 5 tab, All Funds) cannot be negative.	
Educational (Fund 10 - Cell C3)	OK
Operations & Maintenance (Fund 20 - Cell D3)	OK
Debt Service (Fund 30 - Cell E3)	OK
Transportation (Fund 40 - Cell F3)	OK
Municipal Retirement/Social Security (Fund 50 - Cell G3)	OK
Capital Projects (Fund 60 - Cell H3)	OK
Working Cash (Fund 70 - Cell I3)	OK
Tort (Fund 80 - Cell J3)	OK
Fire Prevention & Safety (Fund 90 - Cell K3)	OK
Activity Funds (Cell C23)	OK
5. Summary of Cash Transactions: Ending Cash Balance on Hand June 30, 2023 (CashSum 5 tab - All Funds) cannot be negative.	
Educational (Fund 10 - Cell C21)	OK
Operations & Maintenance (Fund 20 - Cell D21)	OK
Debt Service (Fund 30 - Cell E21)	OK
Transportation (Fund 40 - Cell F21)	OK
Municipal Retirement/Social Security (Fund 50 - Cell G21)	OK
Capital Projects (Fund 60 - Cell H21)	OK
Working Cash (Fund 70 - Cell I21)	OK
Tort (Fund 80 - Cell J21)	OK
Fire Prevention & Safety (Fund 90 - Cell K21)	OK
6. Summary of Cash Transactions: Other Receipts (CashSum 5 tab) must equal Other Disbursements (CashSum 5 tab).	
Interfund Loans Payable (Funds 10:60, 80, 90 - Acct 411 - Cells C6:H6, J6:K6) must equal Interfund Loans Receivable (Funds 10:20, 40, 70 - Acct 141 - Cells C15:D15, F15, I15).	OK
Interfund Loans Receivable (Funds 10, 20, 40, 70 - Acct 141 - Cells C7:D7, F7, I7) must equal Interfund Loans Payable (Funds 10:60, 80, 90 - Acct 411 - Cells C16:H16, J16, K16).	OK
7. Estimated Revenue (EstRev 6-11 tab)	
Amounts must be input for revenue.	OK
8. Estimated Expenditures (EstExp 12-20 tab)	
Amounts must be input for expenditures.	OK
9. Itemization Notes: Revenues/Expenditures reported that require note on Itemize 21 tab.	
Include brief note(s) describing revenue source/expenditure use.	OK

End of Balancing